


Carrier 10™ Stainless Steel Device Racks

Need to fit larger devices in your Carrier Charging Station? Install the Stainless Steel Device Rack and expand the device compatibility to large Chromebooks, MacBooks and Laptops.



www.lockncharge.com

Phone: (888) 943-6803

info@lockncharge.com

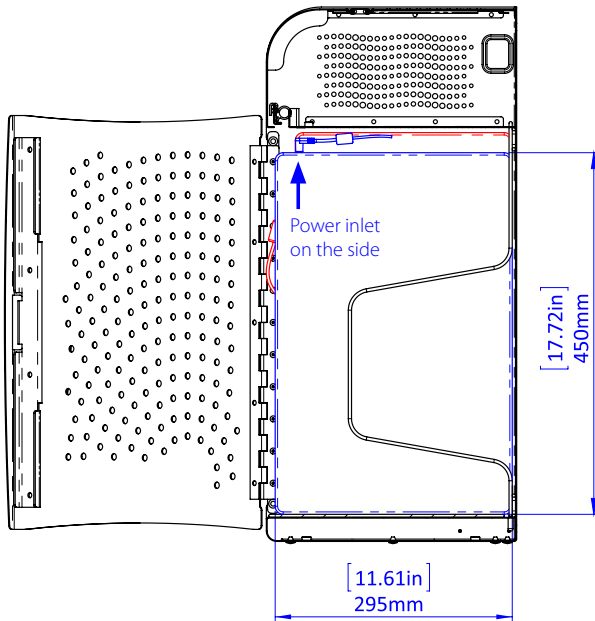


lockncharge It just makes life easier.

Follow the steps below to check your device's compatibility.

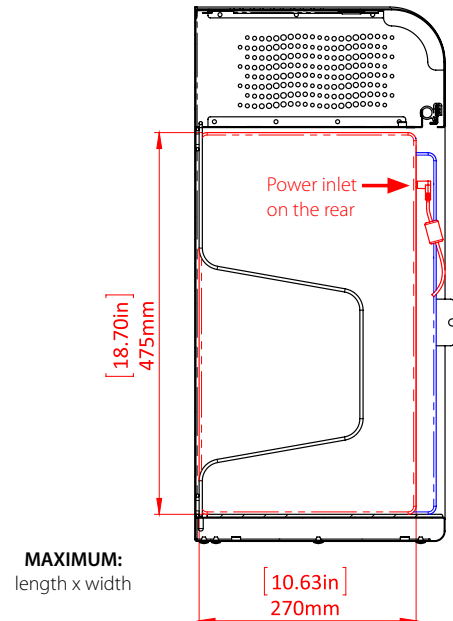
1

Check where the power inlet is located on your device. Is it on the side or on the rear of your device?



2

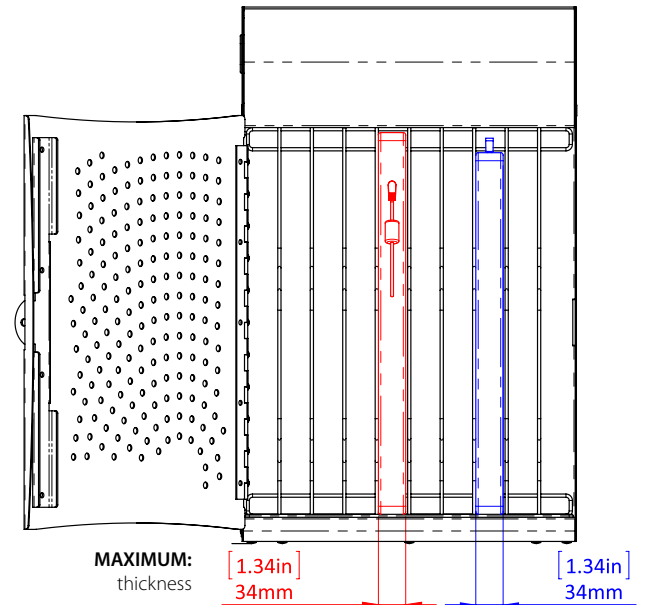
Check your device dimensions. Use the **blue** measurements if the power inlet is on the side. Use the **red** measurements if the power inlet is on the rear.



MAXIMUM:
length x width

3

If your device is smaller than the measurements shown below, your device is compatible.



MAXIMUM:
thickness

STATION COMPATIBILITY	DESCRIPTION	TOTAL DEVICES PER STATION	MAX DIMENSIONS: POWER ON SIDE (mm)	MAX DIMENSIONS: POWER ON SIDE (inches)	MAX DIMENSIONS: POWER ON REAR (mm)	MAX DIMENSIONS: POWER ON REAR (inches)
PCL8200	Stainless Steel Device Rack	10	450mm x 295mm x 34mm	17.72in x 11.61in x 1.33in	475mm x 270mm x 34mm	18.70in x 10.63in x 1.34in

www.lockncharge.com

Phone: (888) 943-6803

info@lockncharge.com

